



ADVANTAGES

- Rugged construction
- Interchangeability filter inserts
- Large surface area and volume of sediment
- Interchangeability magnetic pump/mechanical seal pump (EVOLUTE)
- Excellent resistance at alkaline and acid chemicals
- Filter housing three year warranty

FEATURES

- Filter flow rate 20-50 m³/h
- Tmax exercise 70°C with 3 bar pressure
- PP solid monoblocc filter housing
- Large choice of filtration systems
- Versions: valve between pump and filter housing, standard double in/out valve group, precoat tank (180l)
- Filter papers Ø 460/100 mm

FILTER ELEMENTS

The great versatility of the filter unit offers to the operator the possibility to choose between different kinds of filtration or purification with the same unit.



JUMBO
High Flow
washable
pleated
cartridges
filter insert



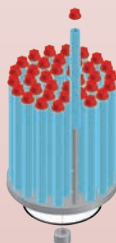
Carbon
Canister



High Profile
discs filter
insert

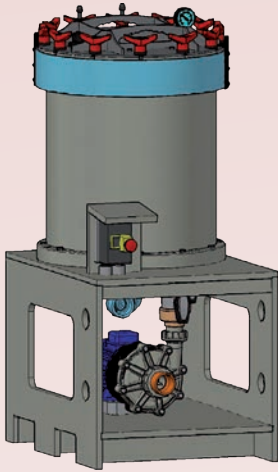


Low Profile
discs filter
insert

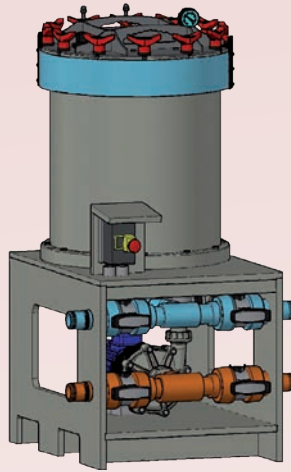


DOE
Meltblown or
wound depth
cartridges
filter insert

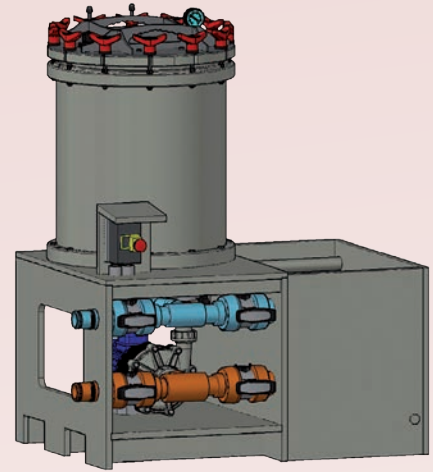




VERSION "V"



VERSION "STANDARD"

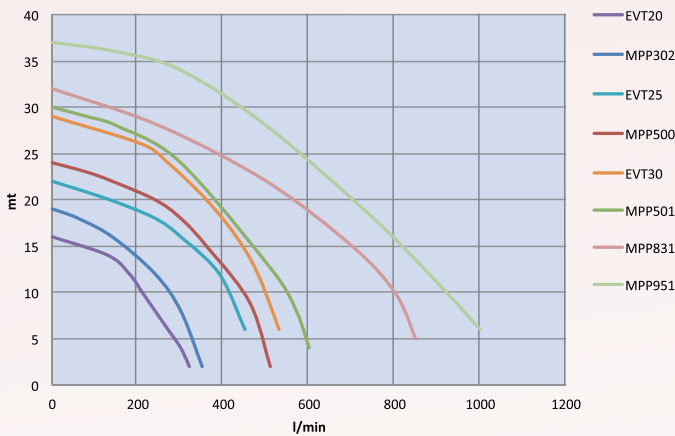


VERSION "PRECOAT TANK"

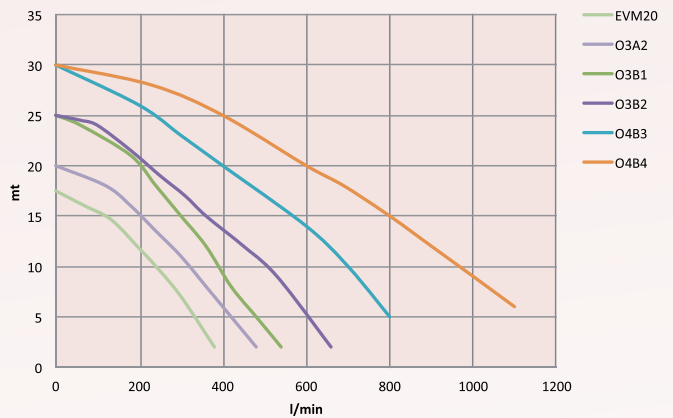
Mod	FILTER HOUSING				FILTER ELEMENT			PUMP			VERSION	OPTIONAL	
	Discs Dxn° (m²/l)*	Cartridges n° x l"	JUMBO (m²)	Carbon (l)	Discs	Cartridges	JUMBO	Magnetic drive	Mechanical seal	Material	Type	Type	
BIG	460X40 (6/40)	36x20	7P2 (21)	CA60 (60)	_ = carta P = Meraklon T = PTFE	_ = DOE D63 P = DOE D 70 A = SOE 222 B = SOE 226	n°7 cartridges JBP2A D150 mm	MPP302 MPP500 MPP501 EVT20 EVT25 EVT 30	EVM20 O3A2 O3B1 O3B2	_ = PP F = PVDF	_ = double IN/OUT valves group V = valve between pump and filter T = pre coat tank (V=180l)	B = By pass pump filter R = splashproof lid ring I = interlock lis sensor P = filter pack replacement system with electric hoist	
	460x40H (6x45)												
	460x60 (9/60)	36x30	7P3 (31,5)	CAG 90 (90)				n°7 cartridges JBP3A D150 mm	MPP302 MPP500 MPP501 MPP831 MPP951 EVT20 EVT25 EVT 30				EVM20 O3A2 O3B1 O3B2 O4B3 O4B4
	460x60H (9/65)												
BIG	460x40H				P			EVT25			T	R	

* m² = superface area / l = volume sediment

MAGNETIC 50Hz Rpm2800



MECHANICAL SEAL 50 Hz Rpm 2800



	EVT20 EVM20	EVT25 MPP302	EVT30 MPP500 O3A2	MPP501 O3B1	MPP831	MPP951 O4B3	O4B4
KW	1,1	1,5	2,2	3	4	5,5	7,5
A* 230/400V	4,9/2,5	6,5/3,8	8,7/5,0	7,2/5,9	13,2/7,6	20/11,5	24,5/14,1
A* 400/690V						11/6,90	14,1/8,1

* data can change accordind with motor type



P.le Cocchi, 6 - 21040 Veduggio (VA) Italy
 Tel. +39 0332 402168 Fax +39 0332 402169
 e-mail: info@lafonte.eu - www.lafonte.eu

