

ADVANTAGES

- Rugged construction
- Interchangeability filter inserts
- Large surface area and volume of sediment
- Interchangeability magnetic pump/mechanical seal pump (EVOLUTE)
- Excellent resistance at alkaline and acid chemicals
- Filter housing three year warranty

FEATURES


- Filter flow rate 20 - 100 m³/h
- Tmax exercise 70°C with 3 bar pressure
- PP solid monobloc filter housing
- Large choice of filtration systems: low profile discs, high profile discs, cartridges, high flow jumbo filter elements, carbon
- Versions: Standard and X with Stainless Steel frame and dropping tank
- Filter papers Ø 460/100 mm

FILTER ELEMENTS

The great versatility of the filter unit offers to the operator the possibility to choose between different kinds of filtration or purification with the same unit.



JUMBO
High Flow
washable
pleated
cartridges
filter insert




Carbon
Canister



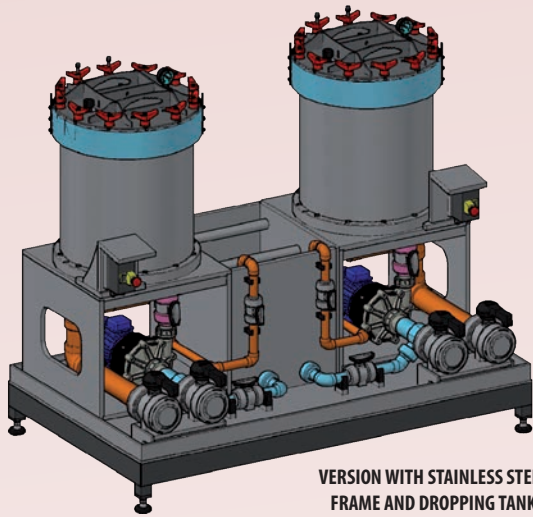
High Profile
discs filter
insert



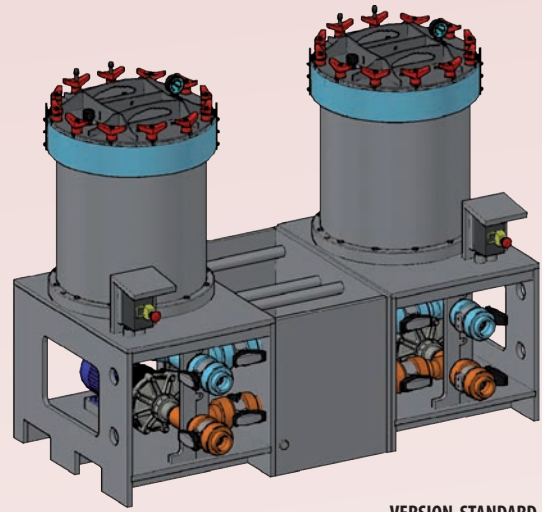
Low Profile
discs filter
insert



DOE
Meltblown or
wound depth
cartridges
filter insert



VERSION WITH STAINLESS STEEL
FRAME AND DROPPING TANK

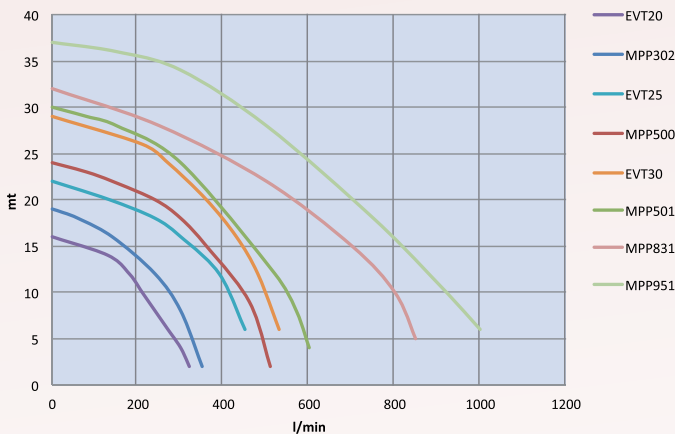


VERSION STANDARD

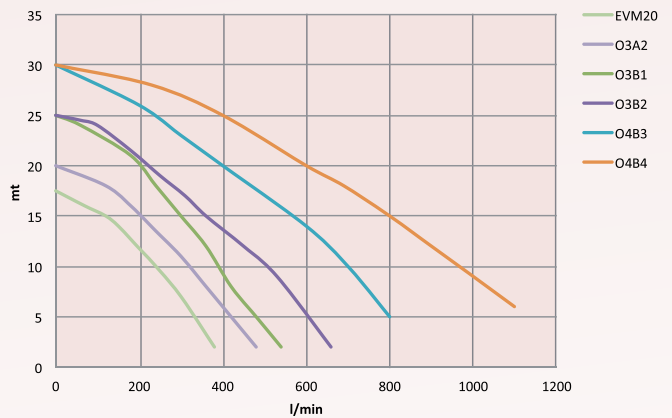
Mod	FILTER HOUSING (2)				FILTER ELEMENT			PUMP (2)			VERSION	OPTIONAL
	Discs Dxm° (m²/l)*	Cartridges n° x l"	JUMBO (m²)	Carbon (l)	Discs	Cartridges	JUMBO	Magnetic drive	Mechanical seal	Material	Type	Type
BIG D	460X40 (12/80)	36x20	7P2 (42)	CA60 (120)	_ = carta P = Meraklon T = PTFE	_ = DOE D63 P = DOE D 70 A = SOE 222 B = SOE 226	n°14 cartridges JBP2A D150 mm	MPP302 MPP500 MPP501 EVT20 EVT25 EVT 30	EVM20 O3A2 O3B1 O3B2	_ = PP F = PVDF	T = precoat tank (180L)	B = By pass pump filter R = splashproof lid ring I = interlock lis sensor P = filter pack replacement system with electric hoist X = Stainless Steel frame with PP dropping tank
	460x40H (12/80)											
	460x60 (18/120)	36x30	7P3 (63)	CAG 90 (180)			n°14 cartridges JBP3A D150 mm	MPP302 MPP500 MPP501 MPP831 MPP951 EVT20 EVT25 EVT 30	EVM20 O3A2 O3B1 O3B2 O4B3 O4B4			
	460x60H (18/130)											
BIG D	7P3							MPP831			T	RX

* m² = superface area / l = volume sediment

MAGNETIC 50Hz Rpm2800



MECHANICAL SEAL 50 Hz Rpm 2800



	EVT20 EVM20	EVT25 MPP302	EVT30 MPP500 O3A2	MPP501 O3B1	MPP831	MPP951 O4B3	O4B4
KW	1,1	1,5	2,2	3	4	5,5	7,5
A* 230/400V	4,9/2,5	6,5/3,8	8,7/5,0	7,2/5,9	13,2/7,6	20/11,5	24,5/14,1
A* 400/690V						11/6,90	14,1/8,1

* data can change accordind with motor type



P.le Cocchi, 6 - 21040 Veduggio (VA) Italy
Tel. +39 0332 402168 Fax +39 0332 402169
e-mail: info@lafonte.eu - www.lafonte.eu

